



KINDERGARTEN Activity Guide



Activity: Egg Hunt!

PRE-ZOO

POST-ZOO

Learn about all sorts of different animals that lay eggs (not just birds!) through a game of egg hide-and-seek!

Activity: Zoo Bingo!

PRE-ZOO

POST-ZOO

You might use patterns, colors, and textures, animal names, or general animal categories (mammal, insect, amphibian, four legs, two legs, has wings, lays eggs, etc.). Some other general animal groupings to call out: animals that fly, dig, crawl, hunt, hop/jump, climb, swim, animals that are fast, slow, etc.

Craft: Tadpole to Frog

PRE-ZOO

POST-ZOO

This craft helps illustrate the phases of a frog's life cycle. Be prepared for lots of ribbits!

Worksheet: My Zoo Notes

ZOO-DO!

This set of worksheets is full of animal exploration pages. Perfect to work on at the Zoo while you're walking around! You could also transform these pages into a Zoo Journal before your visit.



Egg Hunt!

Lesson Plan



Activity: Egg Hunt!

PRE-ZOO

POST-ZOO

Goal: This activity will help students learn that a variety of animals are oviparous (not just birds!).

Materials needed:

- plastic eggs (1+ per child)
- small photos of different baby animals hatched from eggs (penguin, flamingos, fish, tadpole/frog, snake, turtle, ostrich, alligator, lizard, shark, caterpillar, insect, etc.)
- large photos of adult animals to match to the small photos of young animals
- optional: sample egg sizes/egg size comparison sheet

Procedure:

Pre-load eggs with photos of young animals. Hide eggs anywhere appropriate (classroom, outdoor lawn, playground, et cetera). Each child finds one egg or more, depending on how many eggs were prepared. Each student matches their young with the photo of the adult of the same species. After matching their animals, students can share out which animal laid the egg they found, find someone else that has the same egg animal, or classify the pictures into two groups (those that look like their parents, those that do not).



Zoo BINGO! Lesson Plan



Activity: Zoo Bingo!

PRE-ZOO

POST-ZOO

To adapt these bingo sheets to your grade level, call out different types of information and animal descriptions to get your students thinking critically about the animals they see on the card in front of them.

For **Kindergartners**, you might use patterns, colors, and textures, animal names, or general animal categories (mammal, insect, amphibian, four legs, two legs, has wings, lays eggs, etc.). Some other general animal groupings to call out: animals that fly, dig, crawl, hunt, hop/jump, climb, swim, animals that are fast, slow, etc.

For **First** and **Second** graders, you might use general animal categories (bird, mammal, carnivore, solitary, social, predator, prey, lays eggs, etc.), or the habitats or continents where animals exist.

For **Third**, **Fourth**, and **Fifth** graders, you might use animal adaptations, categories (frugivore, producers, consumers, precocial, altricial), animal structures, or biomes.

For a mid-game switcheroo, have the students trade cards with their neighbor!

Use Zoo Bingo as a warm-up to your Zoo visit in order to familiarize your students with the animals, or you can use them once you've returned to your classroom to review the animals you experienced at the Zoo!



ZOO BINGO!



Name: _____



All photos © Marianne Hale


When you get 5 in a row, be sure to call out "Bingo"!



ZOO BINGO!



Name: _____




All photos © Marianne Hale

When you get 5 in a row, be sure to call out "Bingo"!

ZOO BINGO!



Name: _____



When you get 5 in a row, be sure to call out "Bingo"!

ZOO BINGO!



Name: _____



All photos © Marianne Hale

When you get 5 in a row, be sure to call out "Bingo"!

ZOO BINGO!



Name: _____



When you get 5 in a row, be sure to call out "Bingo"!

ZOO BINGO!



Name: _____



When you get 5 in a row, be sure to call out “Bingo”!



Zoo BINGO!

Teacher Key



Animals found on the Zoo Bingo sheets with the **GREEN** header are:

- Reticulated giraffe (*Giraffa camelopardalis reticulata*)*
- Green-winged macaw (*Ara chloropterus*)*
- Polar bear (*Ursus maritimus*)*
- Honey bees (*Apis mellifera*)*
- Western lowland gorilla (*Gorilla gorilla gorilla*)
- Snow leopard (*Uncia uncia*)*
- Black rhino (*Diceros bicornis*)*
- Koala (*Phascolarctus cinereus adustus*)*
- Red-ruffed lemur (*Varecia variegata rubra*)*
- Domestic turkey (*Meleagris gallopavo*)
- Nile hippopotamus (*Hippopotamus amphibious*)*
- Sumatran tiger (*Panthera tigris sumatrae*)*
- Bald eagle (*Haliaeetus leucocephalus*)
- Giant anteater (*Myrmecophaga tridactyla*)*
- Grizzly bear (*Ursus arctos*)*
- Chimpanzee (*Pan troglodytes*)*
- California sea lion (*Zalophus californianus*)*
- Chilean flamingo (*Phoenicopterus chilensis*)
- Grant's Zebra (*Equus quagga boehmi*)*
- North American river otter (*Lutra canadensis*)
- Poison dart frog (*Dendrobatidae*)*
- Magellanic penguin (*Spheniscus magellanicus*)*
- African lion (*Panthera leo*)
- Slender-tailed meerkat (*Suricata suricatta*)⁺

* This species is found on all three bingo cards.

⁺ This species is unique to this card.



Zoo BINGO!

Teacher Key



Animals found on the Zoo Bingo sheets with the **PURPLE** header are:

- Eurasian eagle owl (*Bubo bubo*)⁺
- Capybara (*Hydrochoerus hydrochaeris*)⁺
- Reticulated giraffe (*Giraffa camelopardalis reticulata*)*
- Green-winged macaw (*Ara chloropterus*)*
- Polar bear (*Ursus maritimus*)*
- Honey bees (*Apis mellifera*)*
- Snow leopard (*Uncia uncia*)*
- Black rhino (*Diceros bicornis*)*
- Koala (*Phascolarctus cinereus adustus*)*
- Red-ruffed lemur (*Varecia variegata rubra*)*
- Domestic turkey (*Meleagris gallopavo*)
- Nile hippopotamus (*Hippopotamus amphibious*)*
- Sumatran tiger (*Panthera tigris sumatrae*)*
- Bald eagle (*Haliaeetus leucocephalus*)
- Giant anteater (*Myrmecophaga tridactyla*)*
- Grizzly bear (*Ursus arctos*)*
- Chimpanzee (*Pan troglodytes*)*
- California sea lion (*Zalophus californianus*)*
- Grant's Zebra (*Equus quagga boehmi*)*
- Poison dart frog (*Dendrobatidae*)*
- Magellanic penguin (*Spheniscus magellanicus*)*
- African lion (*Panthera leo*)
- Black-tailed prairie dog (*Cynomys ludovicianus*)
- Western lowland gorilla (*Gorilla gorilla gorilla*)

* This species is found on all three bingo cards.

⁺ This species is unique to this card.



Zoo BINGO!

Teacher Key



Animals found on the Zoo Bingo sheets with the **BLUE** header are:

- Black rhino (*Diceros bicornis*)*
- Chimpanzee (*Pan troglodytes*)*
- Koala (*Phascolarctus cinereus adustus*)*
- California sea lion (*Zalophus californianus*)*
- Giant anteater (*Myrmecophaga tridactyla*)*
- Chilean flamingo (*Phoenicopterus chilensis*)
- Reticulated giraffe (*Giraffa camelopardalis reticulata*)*
- Magellanic penguin (*Spheniscus magellanicus*)*
- Black-tailed prairie dog (*Cynomys ludovicianus*)
- Snow leopard (*Uncia uncia*)*
- Red-ruffed lemur (*Varecia variegata rubra*)*
- Nile hippopotamus (*Hippopotamus amphibious*)*
- Sumatran tiger (*Panthera tigris sumatrae*)*
- Grizzly bear (*Ursus arctos*)*
- Grant's Zebra (*Equus quagga boehmi*)*
- North American river otter (*Lutra canadensis*)
- Poison dart frog (*Dendrobatidae*)*
- Green-winged macaw (*Ara chloropterus*)*
- Polar bear (*Ursus maritimus*)*
- Honey bees (*Apis mellifera*)*
- Komodo dragon (*Varanus komodoensis*)⁺
- South American coati (*Nasua nasua*)⁺
- Greater kudu (*Tragelaphus strepsiceros*)⁺
- Squirrel monkey (*Saimiri sciureus*)⁺

*This species is found on all three bingo cards.

⁺ This species is unique to this card.



Tadpole to Frog

Lesson Plan



Craft Activity: Tadpole to Frog

PRE-ZOO

POST-ZOO

Time:

30 – 45 mins

Background Information:

Although specific time frames of frog life cycles can vary, there are general stages: First, female frogs lay their **eggs** in water. After about a day, tadpoles start to develop. The **tadpoles** eventually hatch from the eggs and start swimming and breathing through their gills. At around 6 weeks, the tadpole is breathing air through lungs. At 8 weeks, hind legs are present. At 10-12 weeks, front legs form, tail shrinks, and the **froglet** can leave the water. Eventually, the frog's tail is totally absorbed. After 1-2 years as a juvenile, frogs are sexually mature at 2-3 years.

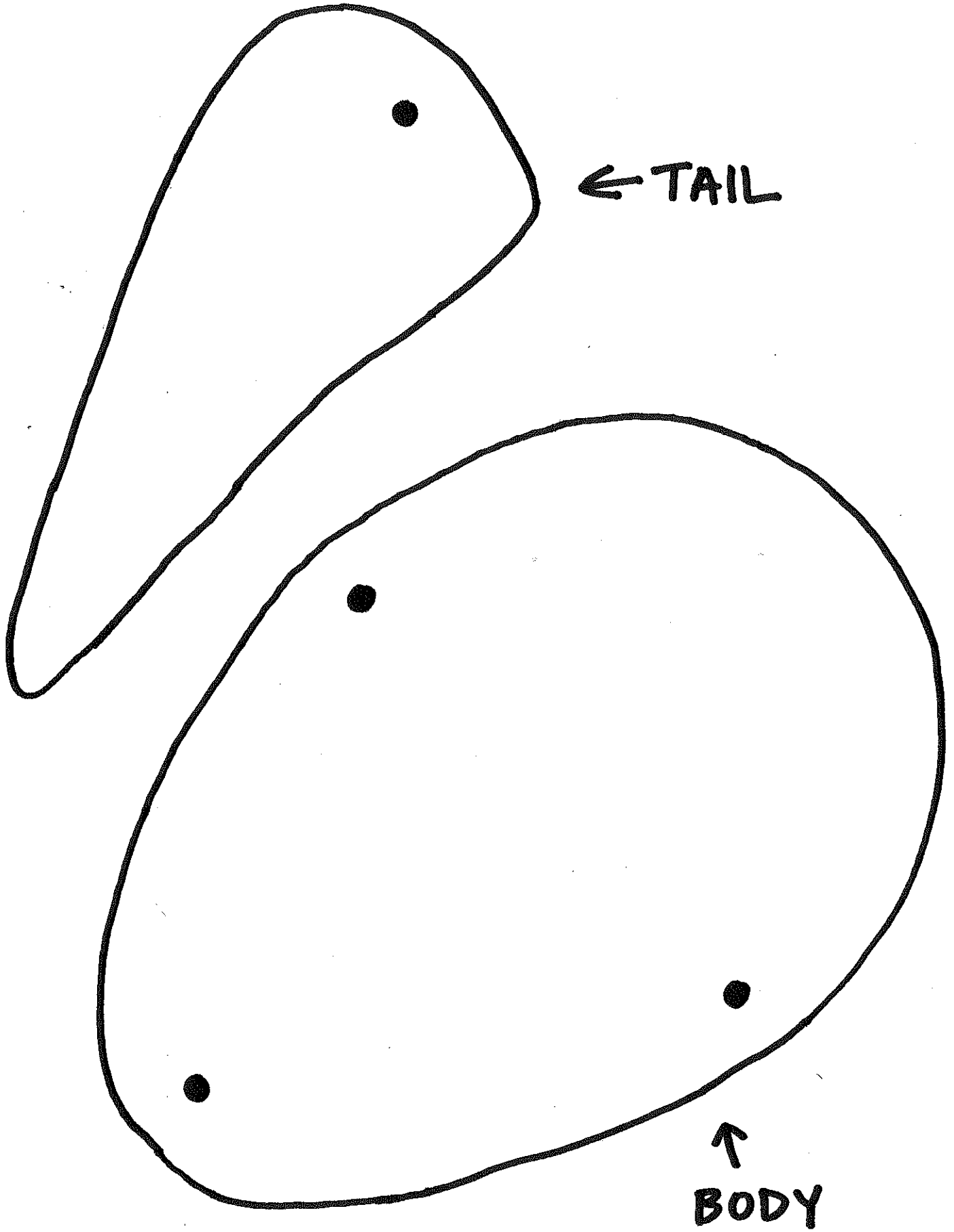
Materials:

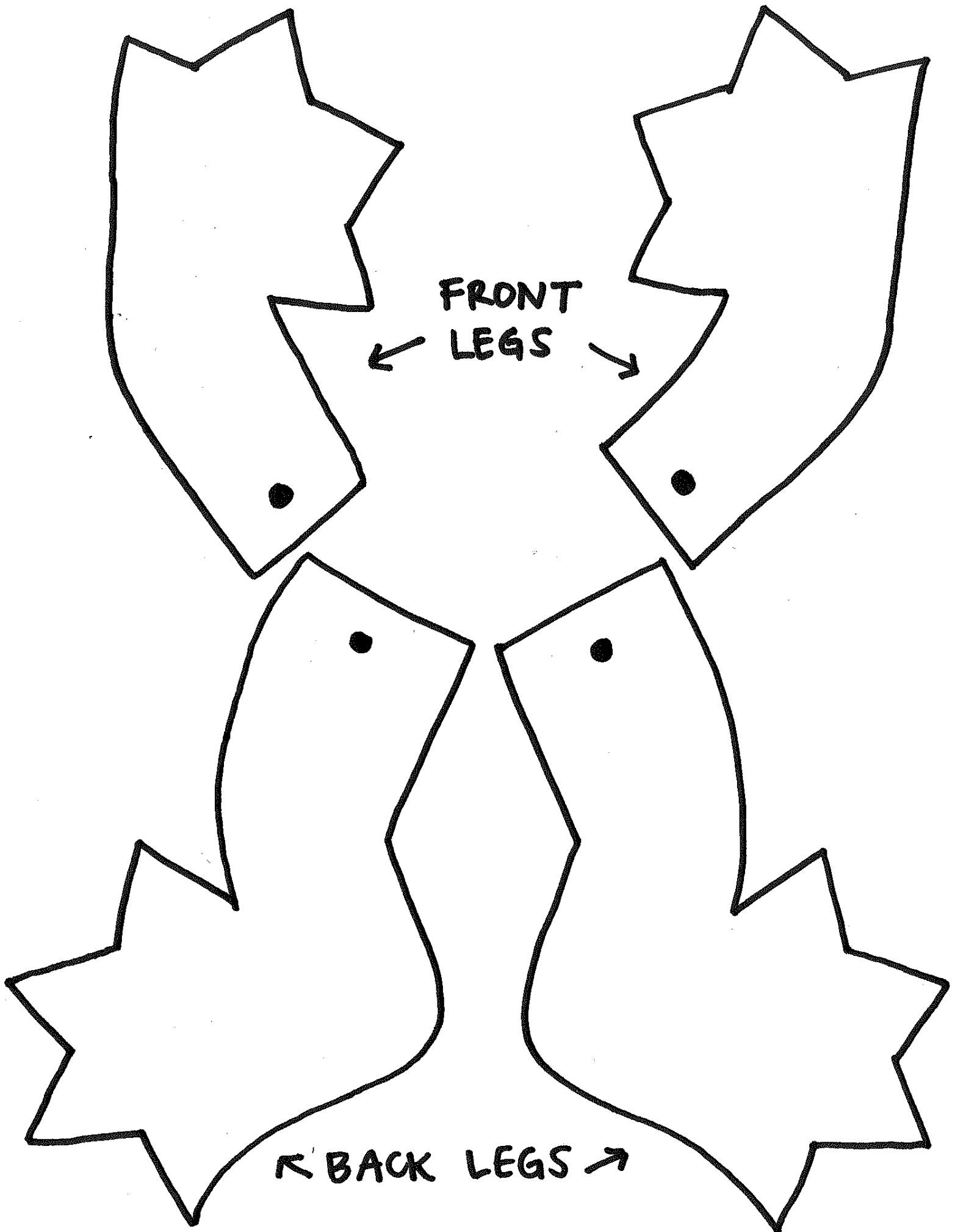
- Masters printed on cardstock (2 sheets per student)
- Brads (3 per student)
- Scissors
- Coloring materials
- Optional: pictures of frogs with different colorations/markings (some included)

Procedure:

Review frog metamorphosis and life cycle stages. Color in all parts of the frog. Put the frog together using the brads– we recommend the teacher does this when students are ready. Once the brads are secured through each of the holes, fold the prongs in half to 'hide' the pointy ends. Then, model the different life cycle stages! To show the tadpole, bring the front and back legs in underneath the body. To show the frog, bring front and back legs out and spin the tail to the front of the frog to create a tongue.

A supplemental source: <http://www.aza.org/amphibian-education-resources/>






FRONT
LEGS

BACK LEGS

Poison dart frogs
Dendrobatidae



Pacific chorus frog
Pseudacris regilla



Name: _____

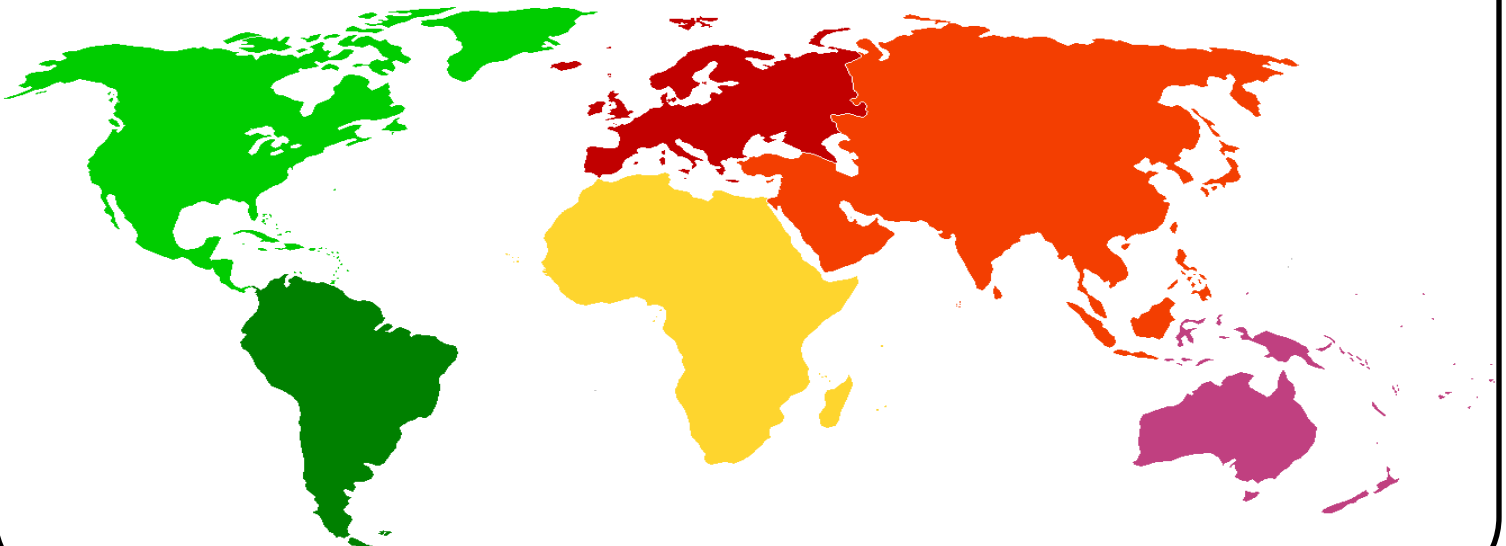
Lion

body:	big	little
nose:	big	little
eyes:	big	little
ears:	big	little
fur:	rough	soft
legs:	long	short
tail:	long	short



Lions eat:


Circle where lions come from:



Name: _____

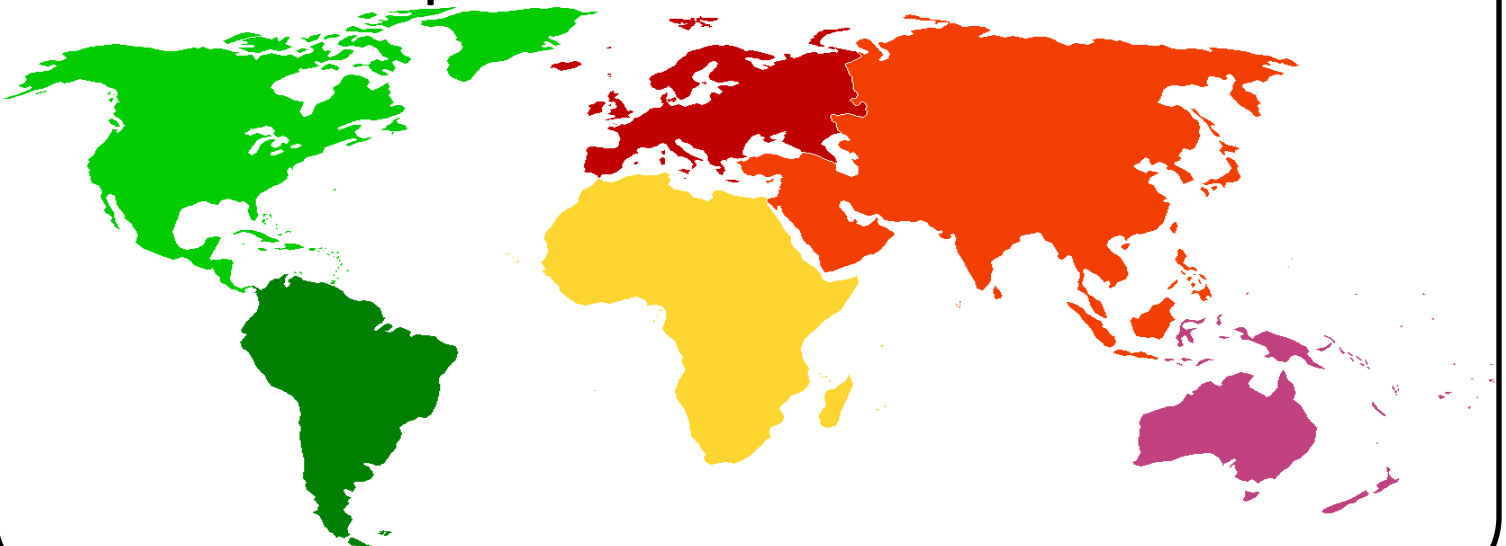
Polar bear

body:	big	little
nose:	big	little
eyes:	big	little
ears:	big	little
hair:	rough	soft
legs:	long	short
tail:	long	short



Polar bears eat:

Circle where polar bears come from:



Name: _____

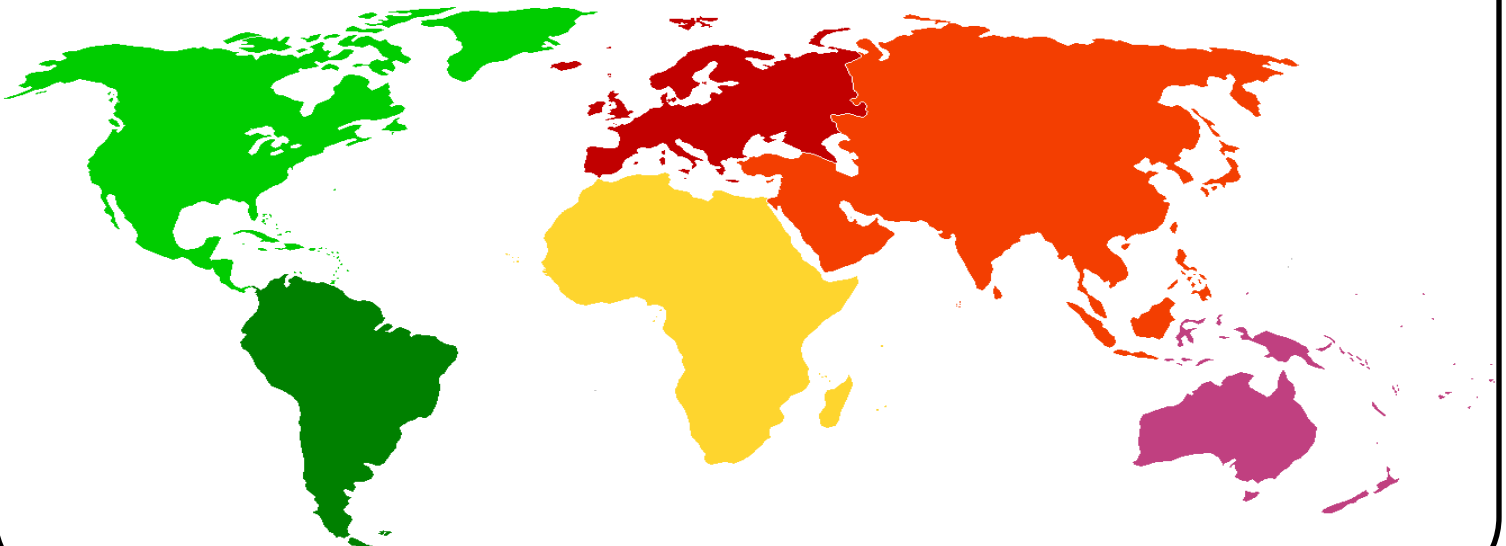
Kudu

body:	big	little
nose:	big	little
eyes:	big	little
ears:	big	little
hair:	rough	soft
legs:	long	short
tail:	long	short



Kudus eat:

Circle where kudus come from:




Name: _____

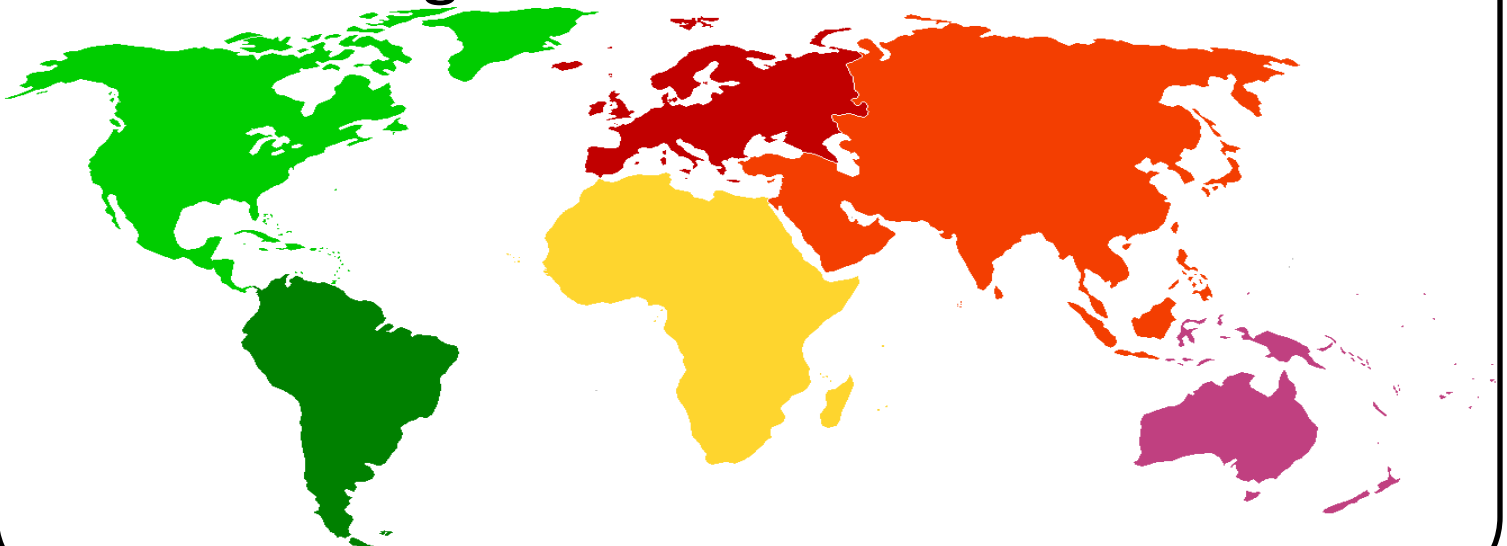
Giraffe

body:	big	little
nose:	big	little
eyes:	big	little
ears:	big	little
hair:	rough	soft
legs:	long	short
tail:	long	short

Giraffes eat:



Circle where giraffes come from:



Name: _____

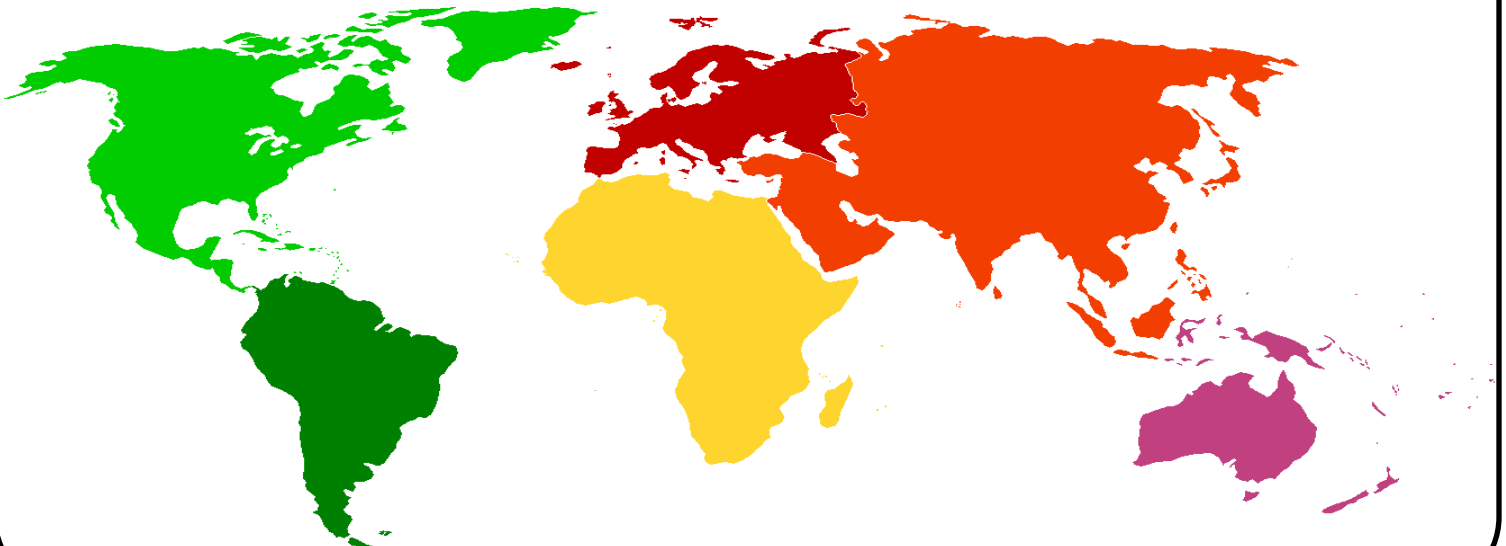
Lemur

body:	big	little
nose:	big	little
eyes:	big	little
ears:	big	little
fur:	rough	soft
legs:	long	short
tail:	long	short



Lemurs eat:

Circle where lemurs come from:



Name: _____

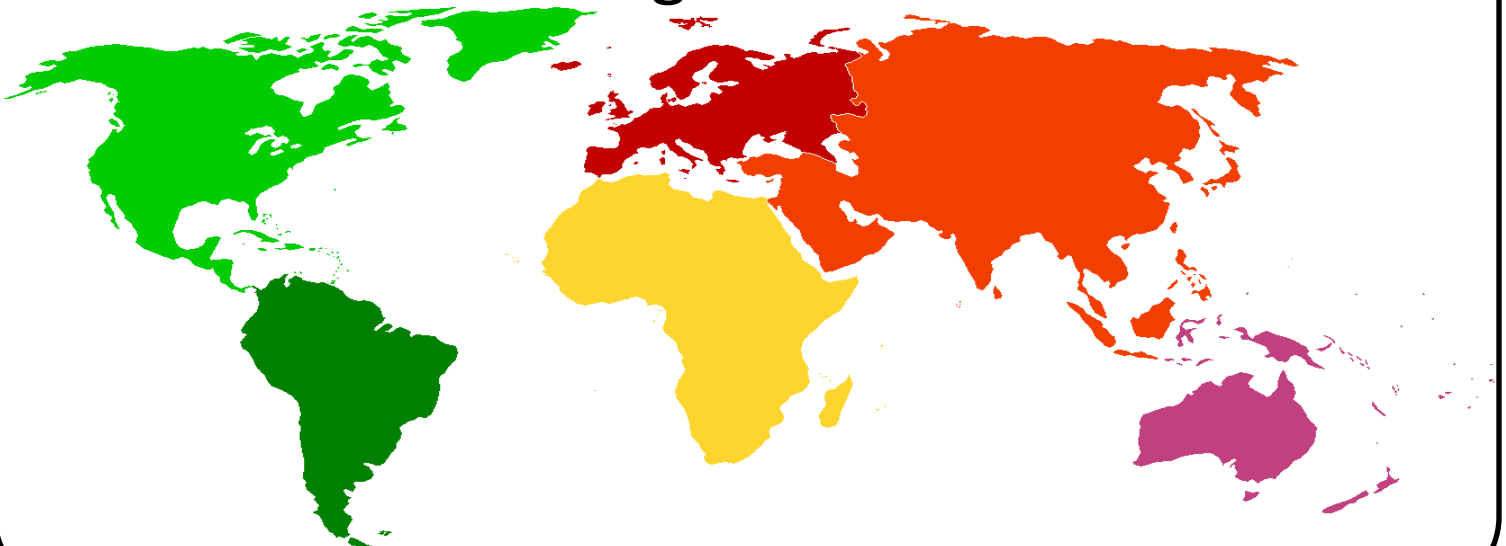
Bald eagle

body:	big	little
beak:	big	little
eyes:	big	little
feathers:	long	short
legs:	long	short
talons:	long	short



Bald eagles eat:

Circle where bald eagles come from:





My Zoo Notes



Name: _____

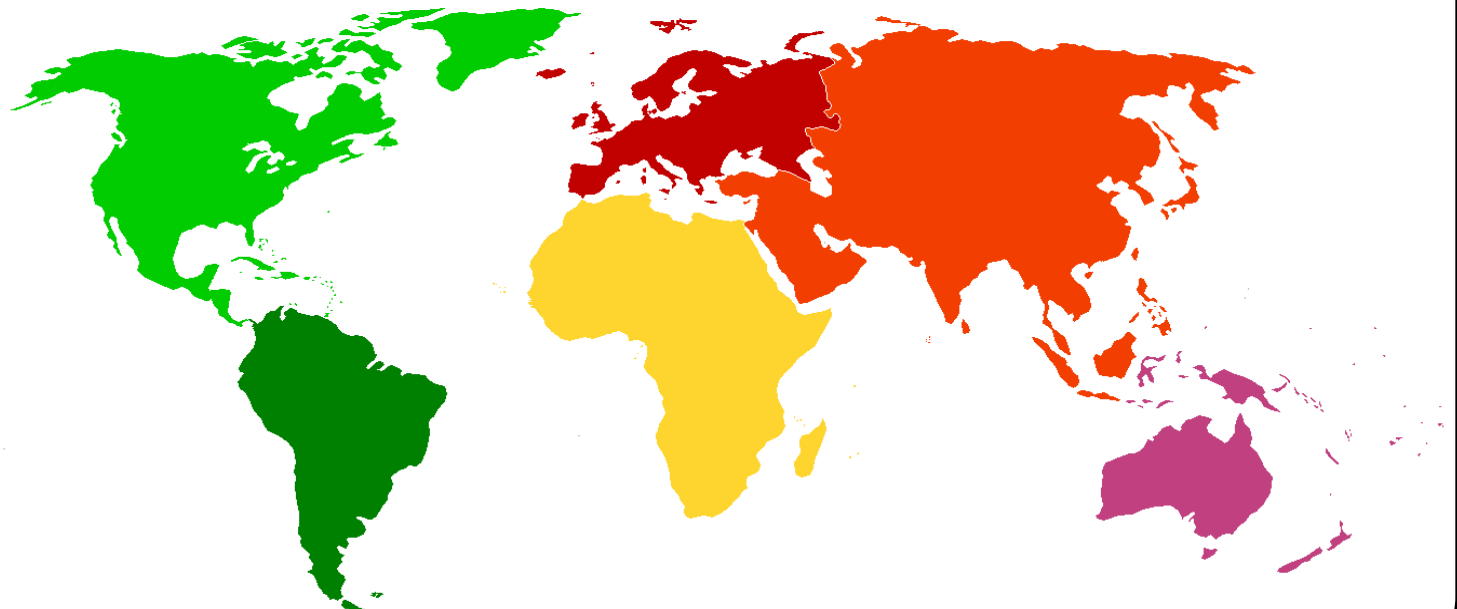
Peafowl

Can peacocks and peahens fly? yes no

We saw _____ peacocks on our walk.

We saw _____ peahens on our walk.

Circle where peafowl come from:



Name: _____

As you say each animal's name, clap the syllables. Circle or trace the number of syllables in each word.




1 2 3



1 2 3



1 2 3



1 2 3

Name: _____

As you say each animal's name, clap the syllables. Circle or trace the number of syllables in each word.



1 2 3



1 2 3



1 2 3



1 2 3